



# CATAPULT

# SITHKOP005

Coordinate cooking operations

## Unit/Assessment Mapping (Extract)

**NOTE:** This is a sample only. This cover page is not included in Catapult Smallprint's printed books.

This Unit/Assessment Mapping extract is taken from Catapult Smallprint's full hardcopy Trainer/Assessor Guide for the unit SITHKOP005.

For more information, including using our enhanced online version of this unit in Catapult LMS, or to purchase the Learner or Trainer printed books, please see this unit on our website by clicking this link:

<https://catapultlearning.com.au/product/SITHKOP005/>

## Unit mapping and assessment checklist

**KQ: Knowledge questions**

**PT : Performance tasks**

**✓ : Satisfactory**

**KQ**

**PT**

**✓**

### Elements and performance criteria

#### 1 Plan food production requirements

1.1 Determine food production requirements	Q 1.1.a, Q 1.1.b, Q 1.1.c	T 1	<input type="checkbox"/>
1.2 Choose food production processes to ensure nutritional value, quality and structure of foods	Q 1.2.a, Q 1.2.b	T 1	<input type="checkbox"/>
1.3 Select appropriate in-house food production system to meet food production requirements	Q 1.3.a, Q 1.3.b	T 1	<input type="checkbox"/>
1.4 Select and collate standard recipes for use of food production personnel	Q 1.4.a, Q 1.4.b	T 1	<input type="checkbox"/>
1.5 Prepare a work flow schedule and mise en place plan for food production according to menu and food volume requirements	Q 1.5.a, Q 1.5.b, Q 1.5.c	T 1	<input type="checkbox"/>
1.6 Develop food preparation lists for use of food production personnel	Q 1.6	T 1	<input type="checkbox"/>

#### 2 Organise availability of supplies for food production period

2.1 Calculate required food supplies for food production period	Q 2.1	T 2	<input type="checkbox"/>
2.2 Check stores for availability and quantity of required stocks	Q 2.2.a, Q 2.2.b	T 2	<input type="checkbox"/>
2.3 Order or purchase additional stock	Q 2.3	T 2	<input type="checkbox"/>

#### 3 Coordinate kitchen operations

3.1 Supervise food production processes to ensure food safety	Q 3.1	T 3	<input type="checkbox"/>
3.2 Oversee and adjust kitchen work flow to maximise teamwork and efficiency	Q 3.2.a, Q 3.2.b	T 3	<input type="checkbox"/>
3.3 Control production sequence of food items to enable smooth work flow and minimise delays	Q 3.3.a, Q 3.3.b	T 3	<input type="checkbox"/>

**KQ: Knowledge questions****PT : Performance tasks****KQ****PT****✓ : Satisfactory****4 Monitor the quality of kitchen outputs**

4.1	Monitor kitchen work processes at all stages of preparation and cooking to ensure quality of food items	Q 4.1.a, Q 4.1.b	T 4	<input type="checkbox"/>
4.2	Check that items match recipes and menu descriptions	Q 4.2.a, Q 4.2.b	T 4	<input type="checkbox"/>
4.3	Ensure that food items are of consistent quality and meet organisational standards	Q 4.3.a, Q 4.3.b	T 4	<input type="checkbox"/>
4.4	Conduct final check on food items before they are served, stored or despatched from kitchen	Q 4.4	T 4	<input type="checkbox"/>
4.5	Instruct kitchen staff to adjust food items to meet quality requirements and organisational standards	Q 4.5	T 4	<input type="checkbox"/>
4.6	Supervise safe storage of food	Q 4.6.a, Q 4.6.b	T 4	<input type="checkbox"/>

## KQ: Knowledge questions

### PT : Performance tasks

KQ


PT




✓ : Satisfactory

## Knowledge evidence

For at least three of the hospitality and catering organisations detailed in the unit's application:

- comprehensive details of food production processes for:
  - receiving
  - mise en place
  - preparing or cooking
  - post-cooking storage
  - reconstitution
  - re-thermalisation
  - serving
- critical control points in food production where food hazards must be controlled Q 1.3.a, Q 1.3.b 
- menus and recipes for items produced in performance evidence
- indicators of quality food products:
  - appearance and visual appeal
  - colour
  - consistency
  - moisture content
  - mouth feel and eating properties
  - plate presentation
  - portion size
  - shape
  - taste
  - texture

Types of food service styles:

- à la carte
- buffet
- set menu Q 1.3.a, Q 1.3.b 
- table d'hôte
- bulk cooking operations
- functions and events
- festivals

Use of designated decorations, garnishes or sauces

Q 4.2.a,  
Q 4.2.b




Types of food production systems and their characteristics for different production methods specified in the performance evidence

Q 1.1.a,  
Q 1.1.b,  
Q 1.1.c



Range of formats and content for:

- kitchen workflow schedules Q 3.2.a, Q 3.2.b 
- mise en place plans
- food preparation lists

## KQ: Knowledge questions

### PT : Performance tasks

KQ

PT



✓ : Satisfactory

### Performance evidence

Supervise food production processes and monitor and report on the quality of kitchen outputs for a minimum of twelve complete service periods (shifts) including:

- development of:
  - kitchen workflow schedules
  - mise en place lists
  - food preparation lists
- calculating and ordering food supplies for at least four of the types of food service styles listed in the knowledge evidence

T 1,  
T 2,  
T 4



Coordinate cooking operations within commercial time constraints for food production processes, which must include at least two of the following categories:

- bulk cooking
- cook-chill for extended life
- cook-chill for five day shelf life
- cook-freeze
- fresh cook

T 3,  
T 4



smallprint training and assessment materials are a commercially produced resource designed to support and underpin a Registered Training Organisation's (RTO's) delivery strategies.

### smallprint resources

As a provider of commercially available resources to a range of client organisations, smallprint is aware of and considerate of their clients' need to be compliant with quality standards such as NVR, AQTF and State VET Regulations.

smallprint ensures that all its resources are current according to information provided by the official National Register of Information on Training Packages, training.gov.au (TGA).

smallprint assessment tools are mapped against:

- elements and performance criteria
- performance evidence
- knowledge evidence

The RTO must conduct their own validation and mapping to verify that the assessment tools and instruments used:

- enable the collection of evidence that complies with the principles of assessment and the rules of evidence
- can be used by different trainer/ assessors
- can be consistently applied in a range of assessment situations
- fit effectively with the RTO's TAS

If any gaps are identified the RTO must develop their own evidence gathering methods, assessment tools or activities to address these gaps.

If used correctly smallprint assessment tools should provide the basis for a comprehensive assessment in accordance with the rules of evidence and the principles of assessment.

smallprint does not promote that the use of their resources by RTOs will ensure compliance with all VET Regulations.

There are a number of requirements which impact on compliance with VET Regulations and it is the responsibility of the RTO to meet those requirements including the development of their own Training and Assessment Strategy (TAS) or Learning and Assessment Strategy (LAS).

smallprint resources consist of:

- a learning resource
- an assessment workbook

The smallprint learning resource provides content for learning and new skills development.

Each resource is divided into topics which relate directly to the learning elements and performance criteria for each unit.

At the end of each section the learner is provided with:

- a set of true or false questions
- a set of multi choice questions

These questions are self-marking and do not form part of the assessment for the unit. They provide an opportunity to test their understanding of their progress.

The resource is designed for self-paced learning but is also suitable for face to face or workshop delivery.

---

### Trainer/ assessor requirements

The trainer/ assessor should provide supplementary information including interpretation of the contents of this resource.

They should initiate discussion about the subject matter and should encourage the learner to contribute their own experiences and interpretations of the material.

The learner should be encouraged by their trainer/ assessor to undertake additional research.

This might include:

- reading
- reflection
- drawing upon their knowledge in practice situations beyond what has been facilitated by the trainer

It is not necessary to work through the guides in the order in which they are written; however this is at the discretion of the trainer/ assessor.

---

The assessment workbook contains the following sections:

- about this unit
- what is competency based training
- how will my competency be assessed
- the tools that will be used to assess competency including:
  - assessment agreement
  - foundation skills checklist
  - skills recognition (RPL) checklist
  - knowledge questions
  - third party agreement
  - performance tasks
  - completion record

---

### Trainer/ assessor requirements

---

The trainer/ assessor needs to ensure the learner understands:

- the structure of units of competency
  - this specific unit
  - how competency-based assessment works
  - assessment conditions applicable to this unit
  - resources required for assessment
  - rules of evidence
  - reasonable adjustment to ensure equity in assessment for people with disability or with special needs
  - complaints and appeals procedures
  - what constitutes competency
  - your role as a trainer/ assessor
-



## Assessment agreement

### Purpose

To ensure that the learner understands the assessment process.

---

### Trainer/ assessor requirements

The trainer/ assessor needs to ensure the learner understands:

- how and when the assessment will occur
- the tools that will be used to collect evidence
- the assessment conditions that apply to this unit
- adjustments available if special needs apply
- their rights in relation to complaints and appeals
- all work must be their own
- plagiarism is not acceptable

The learner and the trainer/ assessor both need to sign this form.

---

## Foundation skills checklist

### Purpose

To determine foundation skills as defined for this unit of competency.

### Trainer/ assessor requirements

Foundation skills are generally defined as:

- LLN Skills
  - reading
  - writing
  - oral communication
  - numeracy
- Employability skills
  - navigate the world of work
  - interact with others
  - get the work done

Different training packages identify foundation skill requirements in a variety of ways.

In some packages foundation skills are described as being explicit in the performance criteria of the unit of competency.

In others specific foundation skills are identified for individual units of competency.

In others all foundation skills are identified separately.

The trainer/ assessor need to identify the foundation skills levels of the learner to determine whether they have the skills to cope with the training, or whether additional support needs to be provided.

The trainer/ assessor should source and use foundation skills assessment methodologies that are suitable for their learning cohort.

On completion of the assessment the trainer/ assessor should record their final comment and mark as satisfactory/ not satisfactory as appropriate.

### Purpose

To obtain evidence of existing skills and knowledge through:

- previous training courses
- workplace documents
- skills obtained through unpaid work
- references
- other

---

### Trainer/ assessor requirements

---

The trainer/ assessor needs to determine how they wish to use this section.

Evidence of existing skills may be provided for parts of this unit. This may mean that some of the knowledge questions or performance tasks do not need to be completed.

Where this is done trainer/ assessors should clearly identify and inform the learner what is required.

RTOs may wish to use this section as a Recognition of Prior Learning (RPL) process.

However the trainer/ assessor need to ensure that the evidence provided meets the principles of assessment and rules of evidence.

On completion of the assessment the trainer/ assessor should record their final comment and mark as satisfactory/ not satisfactory as appropriate.

---

### Purpose

To obtain evidence of the learner's essential knowledge as outlined in the:

- elements and performance criteria for this unit
- knowledge evidence for this unit

The questions address each performance criteria and are designed to elicit responses that provide evidence of the essential knowledge. The questions are also designed to include the specific knowledge requirements that relate to performance criteria.

Where essential knowledge requirements have not been referred to in performance criteria, additional questions are provided.

### Trainer/ assessor requirements

The trainer/ assessor needs to determine which questions need to be answered to ensure a satisfactory outcome.

The trainer/ assessor should provide clear instructions to the learner as to:

- which questions should be answered
- the manner in which responses should be presented eg, hand written in the space provided, in a word processed document, verbally, on-line
- whether additional questions need to be answered

The questions are designed to be answered in written format. The trainer/ assessor may ask for verbal responses. Where verbal responses are provided the trainer/ assessor needs to clearly note this and ensure that responses are recorded verbatim.

When questions are answered the trainer/ assessor should provide feedback to the learner. Where responses are unsatisfactory the learner should be given the opportunity to provide additional information.

On completion of each answer the trainer/ assessor should record their final comment and mark as satisfactory/ not satisfactory as appropriate.

## Third party evidence collection agreement

### Purpose

To provide third parties with clear instructions about their role.

### Trainer/ assessor requirements

The performance tasks has been designed to be observed by either a trainer/ assessor or a third party.

This allows for the fact that some tasks may not be directly observable by the trainer/ assessor due to:

- the complexity of the task
- the need for tasks to be repeated or observed over time
- the presence of an observer may compromise workplace safety
- work activities involving issues of confidentiality and privacy

Where a third party is used to observe the tasks the trainer/ assessor must ensure that the third party clearly understands their role and that they are in a position that allows them to regularly and consistently observe the learner's work performance.

They must be informed that:

- they are not required to conduct the assessment
- their feedback is sought as confirmation that the learner has demonstrated the skills covered in the unit to the standard required
- the assessment decision will be made by a qualified assessor

They must also be informed of:

- the tasks to be observed
- the type and the quantity of evidence to be collected and reported
- the number of performances to observe
- the questions to ask to confirm understanding of the tasks
- the time frames and performance standards applicable to the learner's work performance
- the environment in which the tasks should be performed
- how to record their observations

The third party evidence collection agreement should then be signed.

### Purpose

To obtain evidence of the learner's ability to:

- perform the tasks outlined in the elements and performance criteria
- perform the specific requirements outlined in the performance evidence

The tasks address:

- individual performance criterion
- where appropriate a group of performance criteria or an element of competency

The tasks are also designed to include the specific performance evidence requirements that relate to performance criteria. Where performance evidence requirements have not been included in performance criteria additional tasks are provided.

The tasks are designed to be observable and provide evidence that the learner has the necessary skills. Observations should occur over a period of time. Performance can be observed in an actual workplace or in a simulated environment.

Some units will require that certain tasks are performed a specific number of times.

### Trainer/ assessor requirements

The trainer/ assessor needs to determine which of the tasks need to be performed to ensure a satisfactory outcome.

The trainer/ assessor should provide clear instructions to the learner as to:

- when the tasks are to be performed
- where the tasks are to be performed
- what they are required to do
- how many times the tasks are to be performed
- who will be observing them
- whether additional tasks need to be answered

Where tasks cannot be easily be observed they can be assessed using role plays and simulations. If performance of particular tasks cannot be observed you might enter into a discussion with the learner or ask them to explain a procedure. In some instances tasks might relate to the production of work products (portfolios/ documents/ outcomes). Although it might not be possible for the trainer/ assessor to observe the total process, the end product of work can provide evidence of performance.

When tasks have been completed the trainer/ assessor should provide feedback to the learner. Where performance is unsatisfactory the learner should be given the opportunity to attempt the task/s again.

Where the tasks have been observed by a third party the trainer/assessor should discuss with the third party what has been observed to ensure that all relevant criteria have been covered and that evidence provided meets the principles of assessment and rules of evidence. This should be recorded as part of the trainer/ assessor comments.

On completion of each task the trainer/ assessor should record their final comment and mark as satisfactory/ not satisfactory as appropriate.

## Completion record

### Purpose

To record the results of work completed in the assessment workbook.

---

### Trainer/ assessor requirements

---

The trainer/ assessor needs to ensure that the:

- assessment conditions for this unit were met
- learner answered all questions required to the expected standard
- learner performed all the tasks required to the expected standard
- learner has been provided with comments and feedback regarding any additional assessment requirements

The completion record should be completed and signed by the learner and trainer/ assessor.

---